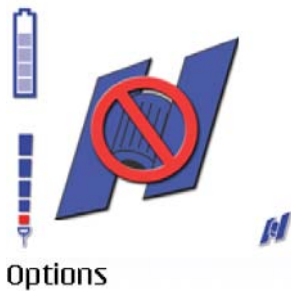




## BLUETOOTH PAIRING INSTRUCTIONS

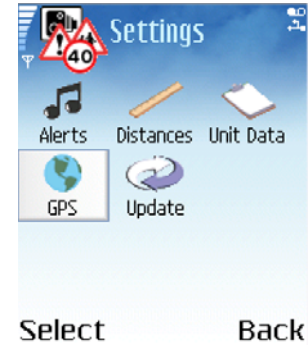
1. Switch on the GPS receiver, open the application and then using the left soft key select Options.



2. Use the down navigation key to scroll down and then use the left soft key to select Settings.



3. Use the down navigation key to scroll down to GPS and then use the left soft key to Select GPS.



Use the

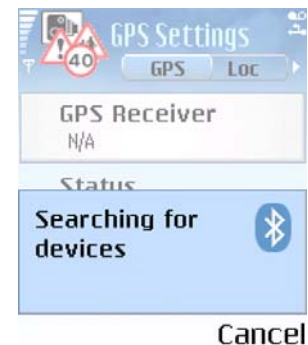
4. Use the left soft key to select Options



5. Use the left soft key to enter Select Receiver.



6. The application will search for the Bluetooth receiver.



6. If there are several devices found, use the navigation keys to scroll down to the correct one, then use the left soft key to Select the GPS receiver.



7. You may be asked to enter a Passcode. Refer to the GPS receivers instructions to obtain the code. NB: Normally 0000



8. The name of the Bluetooth receiver will be shown. The application has now been paired with the receiver.

